

[Share Code](#)[Sign In](#)

Join a reading program today!

Get started by registering for an account below. Add additional readers under one account.

1. Click **Register an Individual or Family**

[Register an Individual or Family](#)[Register a Class or Group](#)

2. Click **I am registering myself**

Who would you like to register?

[I am registering myself.](#)[I am an adult registering a child.](#)

### Reader's Information

First Name *	Last Name *
<input type="text"/>	<input type="text"/>
Username *	
<input type="text"/>	
Email *	Confirm Email *
<input type="text"/>	<input type="text"/>
Phone Number (10 Digits - No Dashes) *	ZIP Code
<input type="text"/>	<input type="text"/>
Password (At Least 6 Characters) *	
<input type="text"/>	
Use a minimum of 6 characters	
In what year were you born? *	
<input type="text"/>	
Do you have a library card?	
<input type="text"/>	
Not right now. I may get one later or don't have it handy.	

3. Enter in the information for each entry then click **Next**

[Next](#)

4. You will be asked if you would like to add additional readers to your account, click **Yes** and add a person or **No** to decline.  
*(You can always add additional readers later by clicking the account button then **Add a Reader**)*

Would you like to add another adult?

[Yes](#)[No](#)

Would you like to add a child?

[Yes](#)[No](#)[Add a Reader](#)[Edit Account](#)[Sign Out](#)

Get started using Beanstack


[Log Reading and Activities](#)[GT gadml tablet](#)[EDIT READER](#)[CHALLENGES](#)[ALL BADGES](#)[READING LOG](#)[WISH LIST](#)[RECOMMENDATIONS](#)

Join library reading programs by clicking **Challenges**


Switch readers

[Log Reading and Activities](#)[GT gadml tablet](#)[EDIT READER](#)[CHALLENGES](#)[ALL BADGES](#)[READING LOG](#)[WISH LIST](#)[RECOMMENDATIONS](#)

## Get the Beanstack app from your devices app store



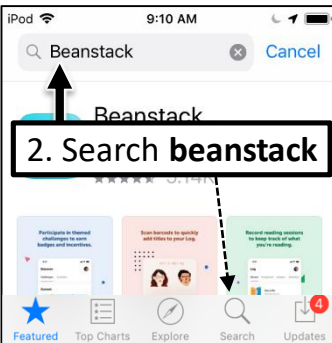
App Store  
(For iPad)



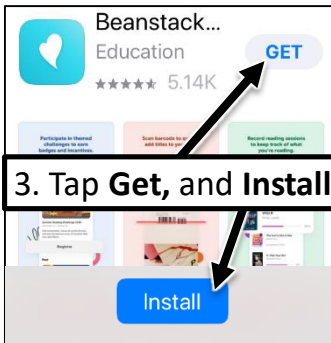
Play Store  
(For Android)

1. Tap the **App Store**


Or the **Play Store**




2. Search **beanstack**



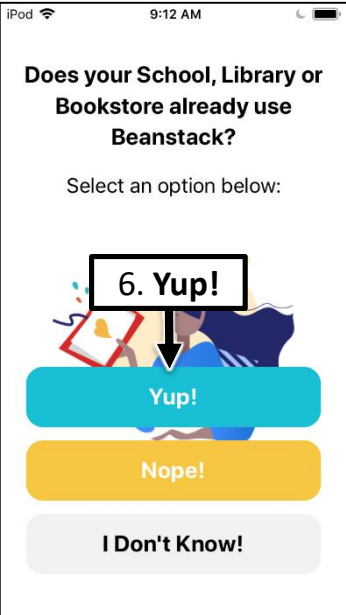
3. Tap **Get**, and **Install**



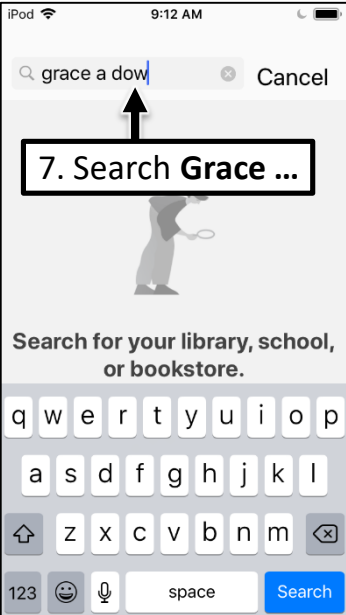
4. **Open**



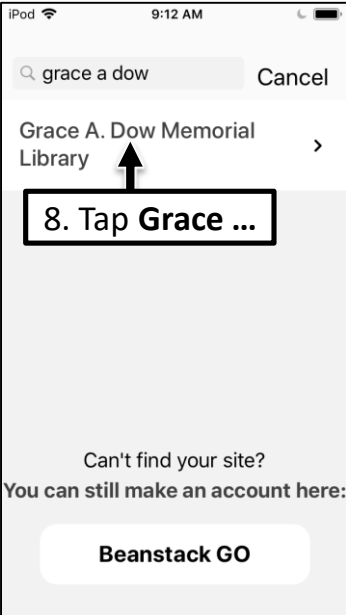
5. **Get Started**



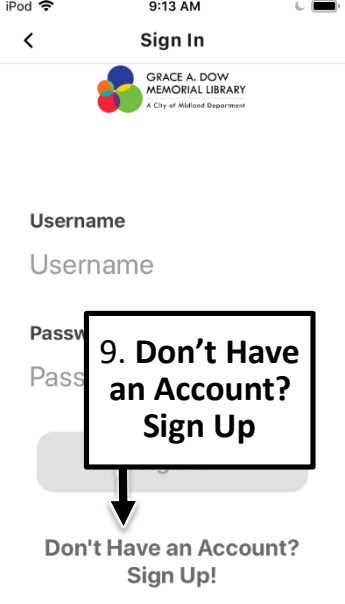
6. **Yup!**



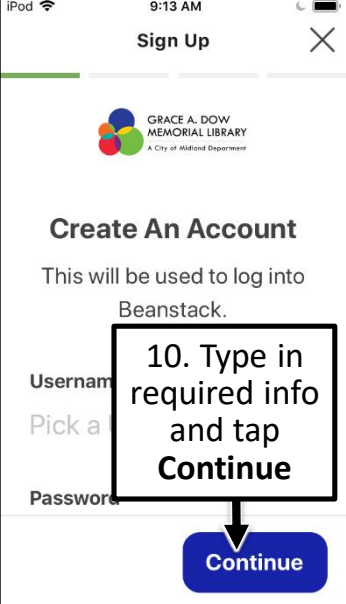
7. Search **Grace ...**



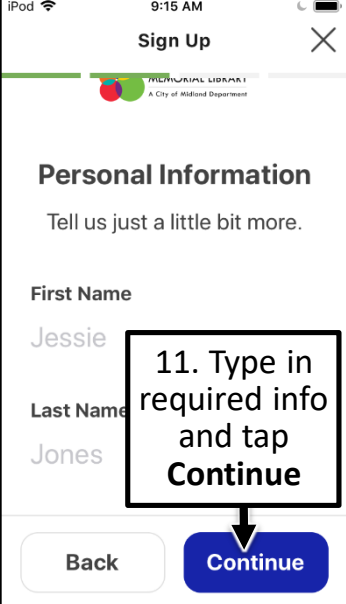
8. Tap **Grace ...**



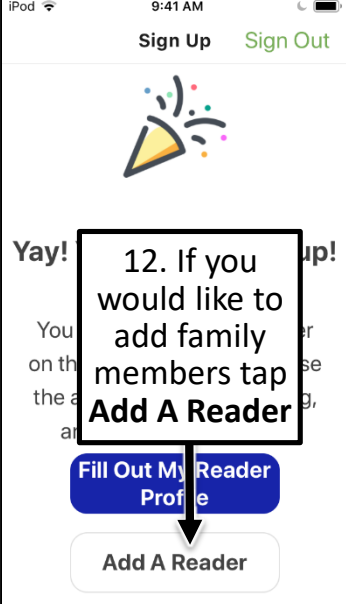
9. **Don't Have an Account? Sign Up**



10. Type in required info and tap **Continue**




11. Type in required info and tap **Continue**




12. If you would like to add family members tap **Add A Reader**

## Get started using Beanstack

Tap **Discover** to find programs



To log your reading and activities - tap **+**



To switch readers - tap circle at the top right

